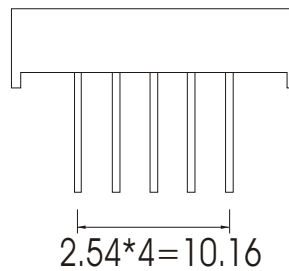
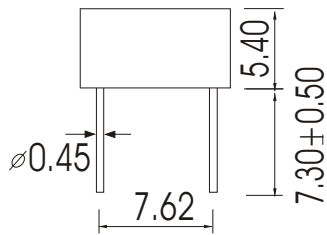
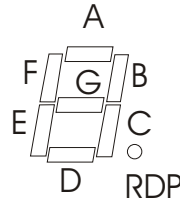
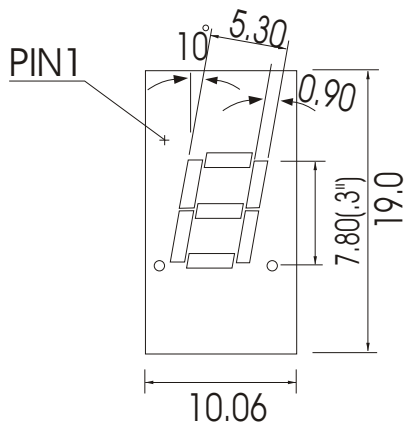


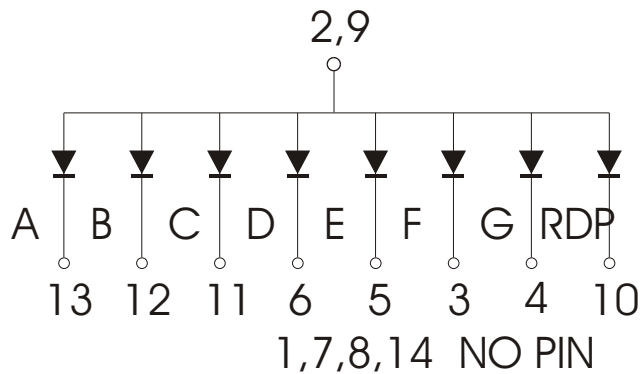
KT10301GK0B

Features

- 0.30 inch digit height
- Low power requirement
- I.C. Compatible
- Easy assembly
- RoHs compliant
- Wide viewing angle
- End stack able
- Gray surface
- White segments
- Common Anode



CODE G



Notes: 1. All dimensions are in millimeter (inches), tolerance is 0.25mm unless otherwise noted.
2. Specifications are subject to change without notice.

Code:K Brght Green (GaP)

| Parameter | Symbol | Condition | Min. | Typ. | Max. | Unit |
|--|-----------------|-----------|------------------|------|------|------|
| Forward Voltage (Per dice) | Vf | If=20mA | 1.8 | | 2.6 | V |
| Reverse Voltage (Per dice) | Vr | Ir=10uA | | 5 | | V |
| Luminous Intensity (Per dice) | Iv | If=20mA | | 9 | | mcd |
| Spectrum With Of Half Value | $\Delta\lambda$ | If=20mA | | 26 | | nm |
| Wavelength | D λ | If=20mA | | 568 | | nm |
| Peak Forward Current (Per dice) 1/10 Duty Cycle,0.1ms Pulse | Ifp | | 70 | | | mA |
| Operating Temperature Range | Topr | | - 35 °C to 85 °C | | | |
| Storage Temperature Range | Tstg | | - 35 °C to 85 °C | | | |
| Solder Temperature 1.5mm below seating plane for 3 Seconds at 260 °C | | | | | | |

Absolute Maximum Rating at Ta=25°C

Fig.1



Fig.2

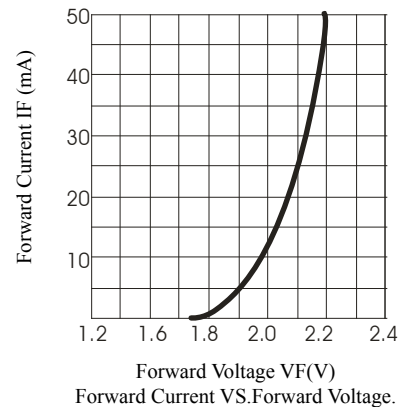


Fig.3

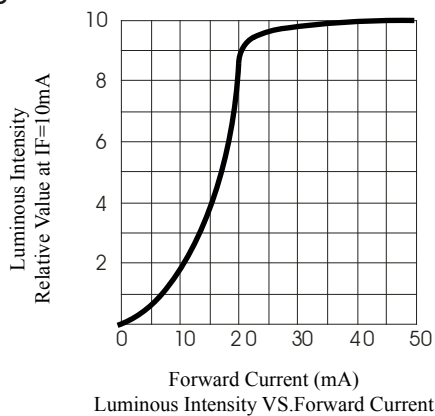


Fig.4



Wave Soldering for Lead-Free Through-hole LED



1.5mm below package base

| | |
|--------------------|---------------------|
| Solder Temperature | 260°C for 5 Seconds |
|--------------------|---------------------|

Lead-free SMT process



| | |
|-------------------------|---------------------|
| Lead solder Temperature | 235°C for 5 Seconds |
|-------------------------|---------------------|

Notes: Recommend the wave temperature max. 235 °C.

Do not apply stress on the epoxy when temperature over 80 °C.

No more than once.