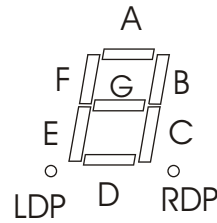
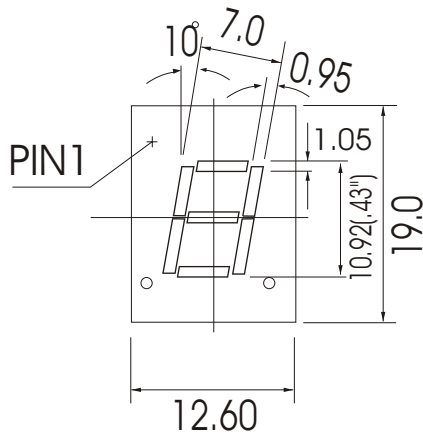
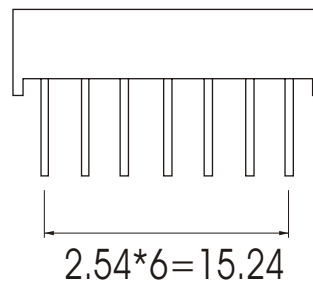
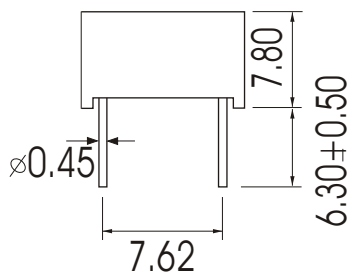


## KT10431EF0B

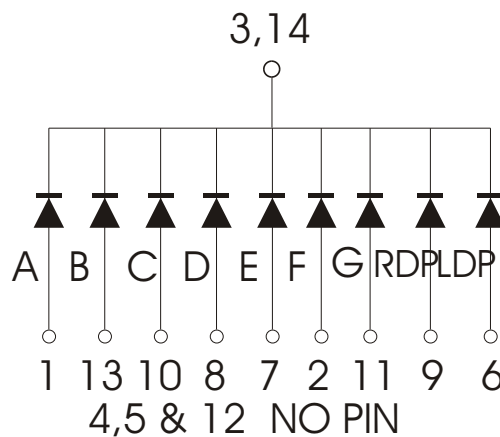


### Features

- 0.43 inch digit height
- Low power requirement
- I.C. Compatible
- Easy assembly
- RoHs compliant
- Wide viewing angle
- End stack able
- Gray surface
- White segments
- Common Cathode



## CODE E



Notes: 1. All dimensions are in millimeter (inches), tolerance is 0.25mm unless otherwise noted.  
2. Specifications are subject to change without notice.

### Code:F Orange (AlGaInP)

| Parameter  | Symbol          | Condition        | Min. | Typ. | Max. | Unit |
|--|-----------------|------------------|------|------|------|------|
| Forward Voltage (Per dice)   | Vf              | If=20mA          | 1.8  |      | 2.2  | V    |
| Reverse Voltage (Per dice)   | Vr              | Ir=10uA          |      | 5    |      | V    |
| Luminous Intensity (Per dice)  | Iv              | If=20mA          |      | 50   |      | mcd  |
| Spectrum Width Of Half Value   | $\Delta\lambda$ | If=20mA          |      | 22   |      | nm   |
| Wavelength   | D $\lambda$     | If=20mA          | 605  |      | 612  | nm   |
| Peak Forward Current (Per dice)<br>1/10 Duty Cycle,0.1ms Pulse       | Ifp             |                  | 70   |      |      | mA   |
| Operating Temperature Range  | Topr            | - 35 °C to 85 °C |      |      |      |      |
| Storage Temperature Range  | Tstg            | - 35 °C to 85 °C |      |      |      |      |
| Solder Temperature 1.5mm below seating plane for 3 Seconds at 260 °C |                 |                  |      |      |      |      |

Absolute Maximum Rating at Ta=25°C

Fig.1

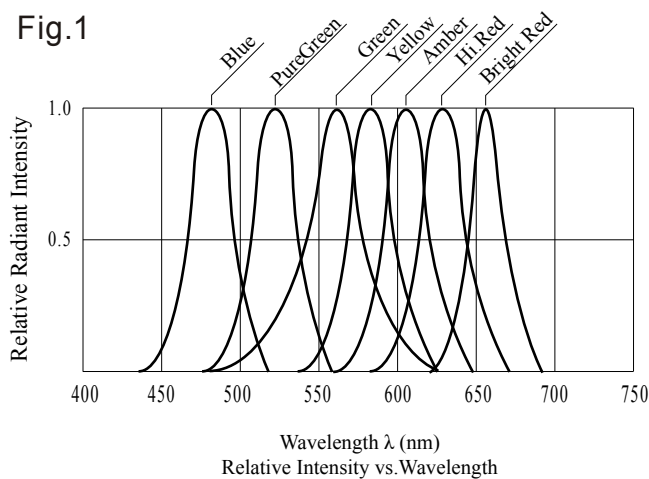


Fig.2

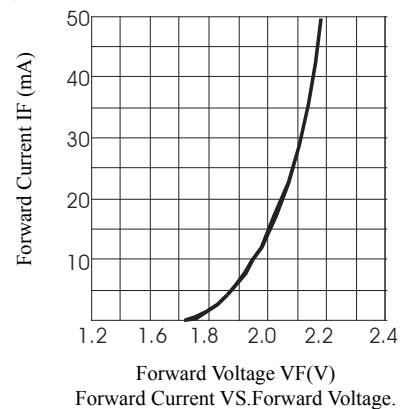


Fig.3

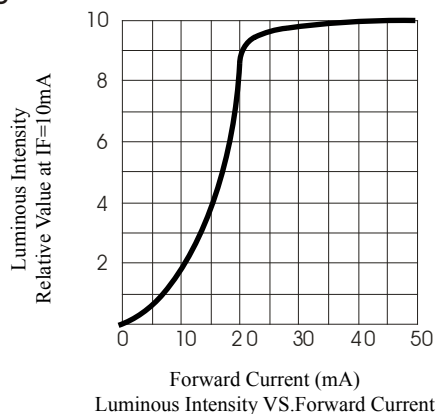


Fig.4



### Wave Soldering for Lead-Free Through-hole LED



1.5mm below package base

|                    |                     |
|--------------------|---------------------|
| Solder Temperature | 260°C for 5 Seconds |
|--------------------|---------------------|

### Lead-free SMT process



|                         |                     |
|-------------------------|---------------------|
| Lead solder Temperature | 235°C for 5 Seconds |
|-------------------------|---------------------|

Notes: Recommend the wave temperature max. 235 °C.  
 Do not apply stress on the epoxy when temperature over 80 °C.  
 No more than once.