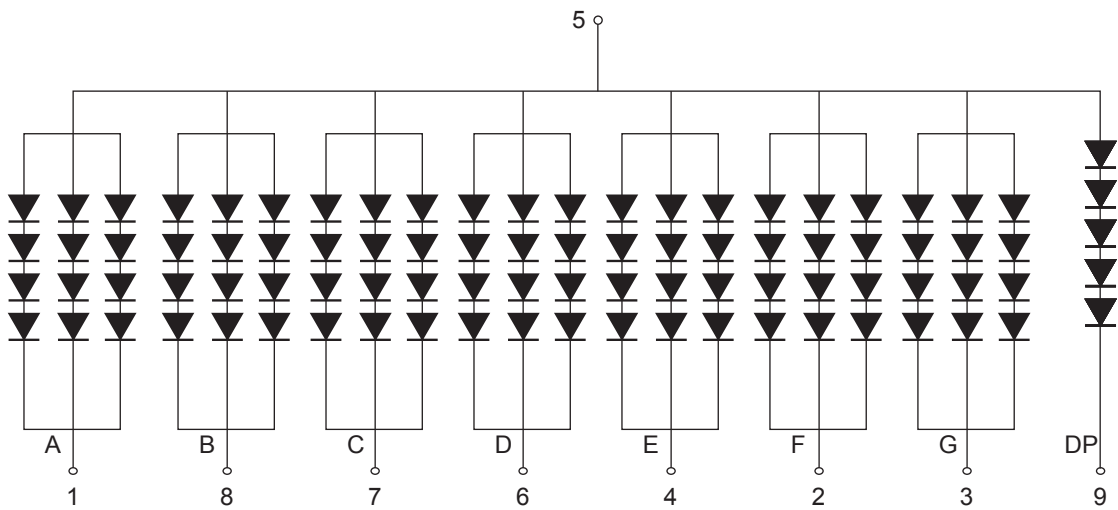
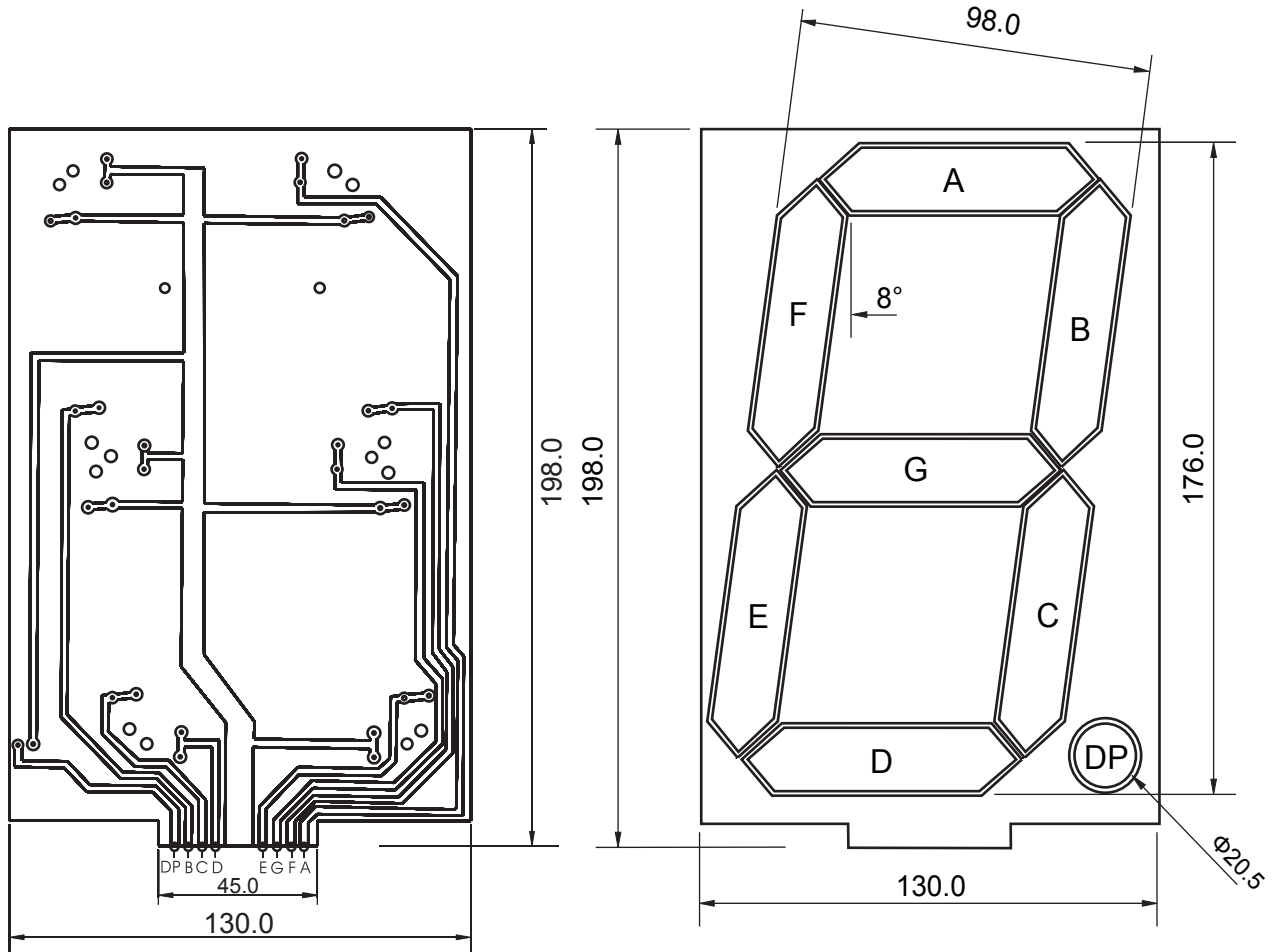
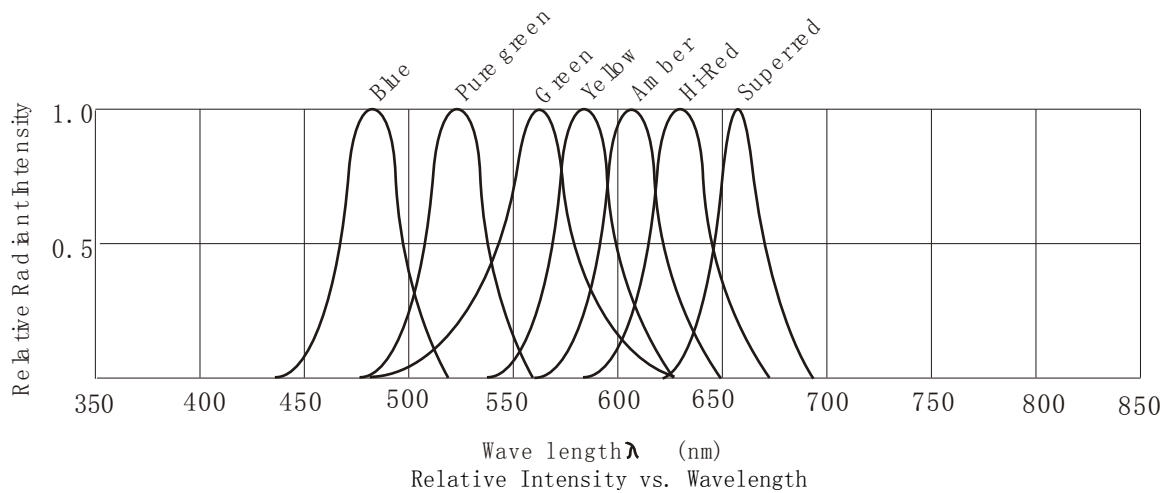


## KTM05W





## SEGMENT

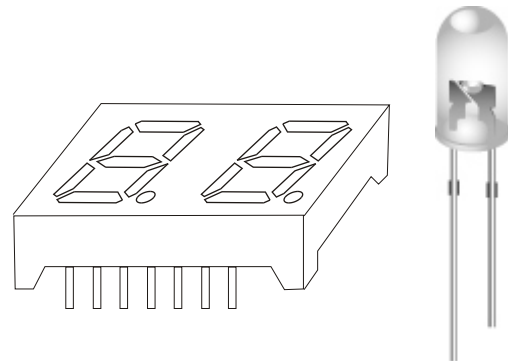
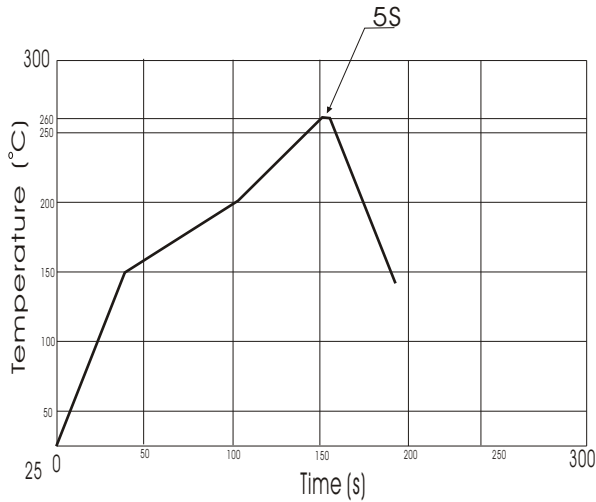
Parameter	Symbol	Condition	Min.	Typ .	Max.	Unit
Forward Voltage	V <sub>f</sub>	I <sub>f</sub> =60mA	11.5		12.5	V
Reverse Voltage	V <sub>r</sub>	I <sub>r</sub> =10uA	5.0			V
Luminous Intensity	I <sub>v</sub>	I <sub>f</sub> =60mA	7.35			cd
Spectrum With Of Half Value	Δλ	I <sub>f</sub> =60mA	22			nm
Wavelength	D λ	I <sub>f</sub> =60mA				nm
Operating Temperature Range		-35°C to 85°C				
Storage Temperature Range		-35°C to 85°C				
Solder Temperature 1.5mm below seating plane for 3 Seconds at 260°C						

## DOT

Parameter	Symbol	Condition	Min.	Typ .	Max.	Unit
Forward Voltage	V <sub>f</sub>	I <sub>f</sub> =20mA	14.5		15.5	V
Reverse Voltage	V <sub>r</sub>	I <sub>r</sub> =10uA	5.0			V
Luminous Intensity	I <sub>v</sub>	I <sub>f</sub> =20mA	7.35			cd
Spectrum With Of Half Value	Δλ	I <sub>f</sub> =20mA	22			nm
Wavelength	D λ	I <sub>f</sub> =20mA				nm
Operating Temperature Range		-35 C to 85°C				
Storage Temperature Range		-35°C to 85°C				
Solder Temperature 1.5mm below seating plane for 3 Seconds at 260°C						

Absolute Maximum Rating at T<sub>a</sub>=25°C

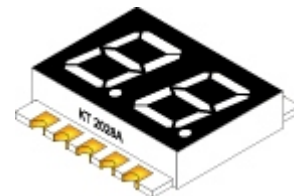
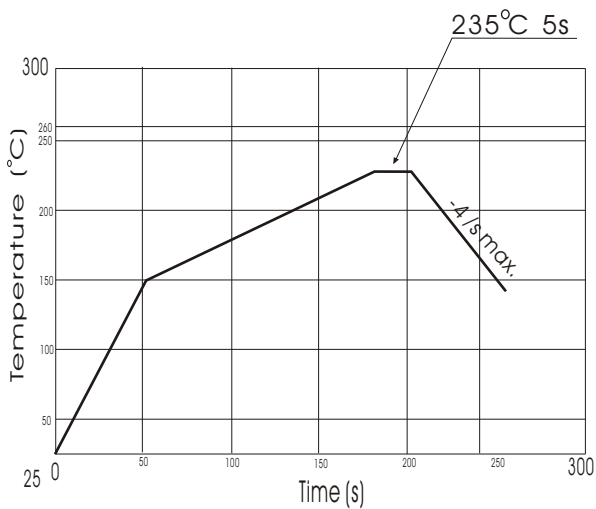
### Wave Soldering for Lead-Free Through-hole LED



1.5mm below package base

Solder Temperature	260°C for 3 Seconds
--------------------	---------------------

### Lead-free SMT process



Lead solder Temperature	235°C for 5 Seconds
-------------------------	---------------------

Notes: Recommend the wave temperature max. 235°C.  
 Do not apply stress on the epoxy when temperature over 80°C.  
 No more than once.