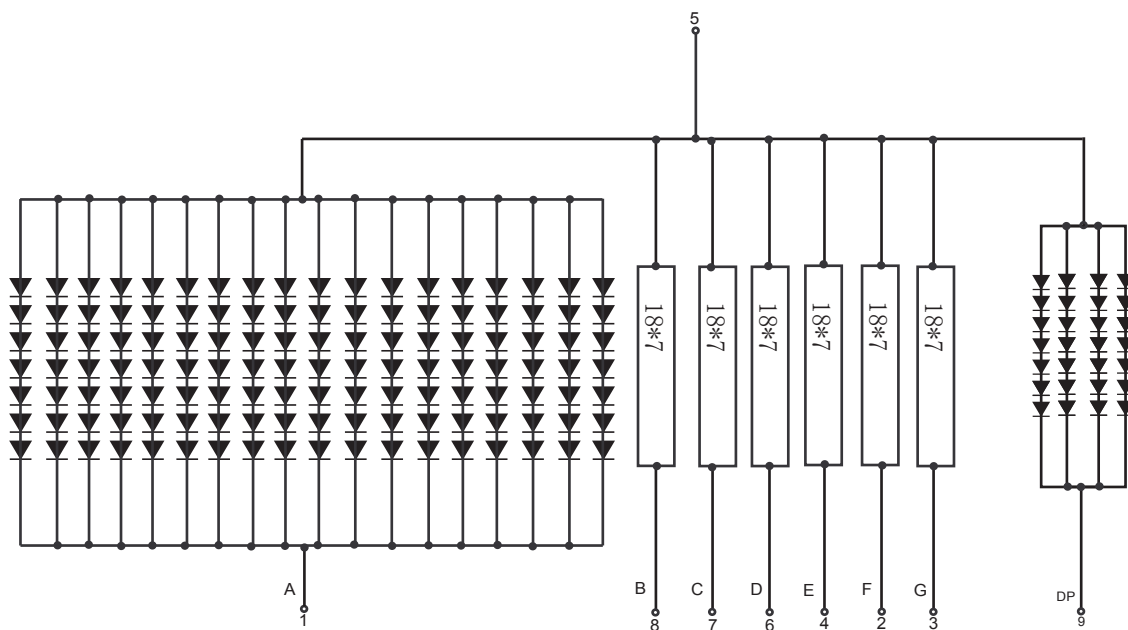

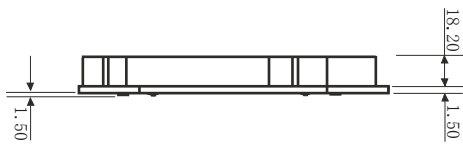
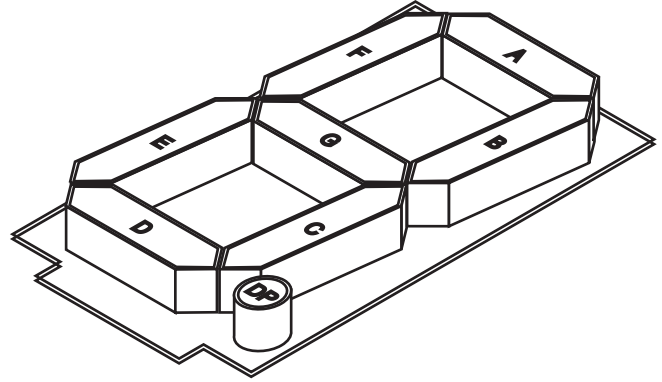
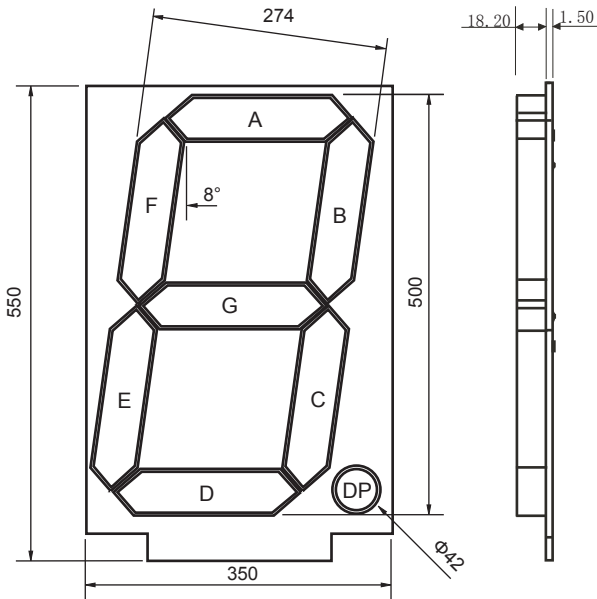
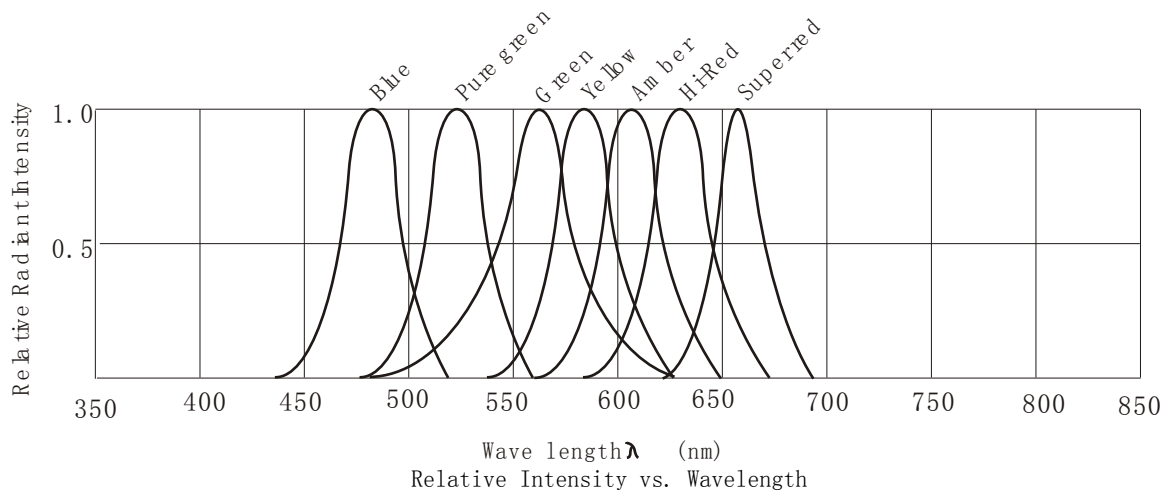


KTM10W





SEGMENT

Parameter	Symbol	Condition	Min.	Typ .	Max.	Unit
Forward Voltage	V _f	I _f =360mA	21.0		21.8	V
Reverse Voltage	V _r	I _r =10uA	5.0			V
Luminous Intensity	I _v	I _f =360mA	44.10			cd
Spectrum With Of Half Value	Δλ	I _f =360mA	22			nm
Wavelength	D λ	I _f =360mA				nm
Operating Temperature Range		-35°C to 85°C				
Storage Temperature Range		-35°C to 85°C				
Solder Temperature 1.5mm below seating plane for 3 Seconds at 260°C						

DOT

Parameter	Symbol	Condition	Min.	Typ .	Max.	Unit
Forward Voltage	V _f	I _f =80mA	21.0		21.8	V
Reverse Voltage	V _r	I _r =10uA	5.0			V
Luminous Intensity	I _v	I _f =80mA	44.10			cd
Spectrum With Of Half Value	Δλ	I _f =80mA	22			nm
Wavelength	D λ	I _f =80mA				nm
Operating Temperature Range		-35 C to 85°C				
Storage Temperature Range		-35°C to 85°C				
Solder Temperature 1.5mm below seating plane for 3 Seconds at 260°C						

Absolute Maximum Rating at T_a=25°C

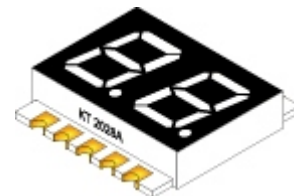
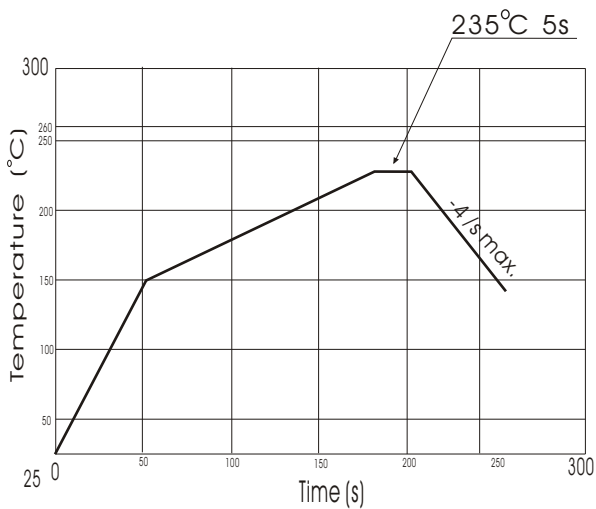
Wave Soldering for Lead-Free Through-hole LED



1.5mm below package base

Solder Temperature	260°C for 3 Seconds
--------------------	---------------------

Lead-free SMT process



Lead solder Temperature	235°C for 5 Seconds
-------------------------	---------------------

Notes: Recommend the wave temperature max. 235°C.
 Do not apply stress on the epoxy when temperature over 80°C.
 No more than once.